

1800

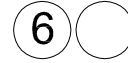
450x450
F-F
80mm
2010



900
M-M
80mm
2010



450x450
F-F
80mm
2010



F M

M F

F
M

F
M



1800x1200
Male (Erkek)

900
M-M
80mm
2010



900
M-M
80mm
2010



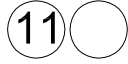
M
F




1800x600

7489.0060 - 80mm
1800x3000x2010

300
F-F
80mm
2010



300
F-F
80mm
2010



F
M

F
M

F: Female (Dişi)
M: Male (Erkek)

900
M-M
80mm
2010



900
M-M
80mm
2010




M
F



1800x1200
Female (Dişi)

300
M-F
80mm
2010



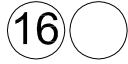
M
F

F M

M F

DOOR

600x150
F-F
80mm
2010
LEFT (SOL)



900
M-M
80mm
2010



450x300
F-F
80mm
2010
LEFT (SOL)



3000

