



**1.PUT THE SCREW INTO THE GLASS CLIP AND FIX THE CLASS CLIP.**




**2.PUT THE SIDE GLASS ON IT AND FIX THE SCREW.**



**3.FIX THE GLASS LINKED CLIP.LINKED THE GLSAA SHELF AND SIDE GLASS TOGETHER.**



**4.PUT THE CURVED GLASS ON AND FIX THE LINKED CLIP.**



**5.FINISHED.**

